




Regal
HOLIDAY HOMES

Regal


HOLIDAY HOMES



"I am delighted to present our 2015 brochure, which features our new season's range. The team at Regal Holiday Homes has worked hard once again to design and build a collection of stunning but practical holiday homes. In addition to our top of the range Symphony, winner of the prestigious Constructor of the Year Award, which has a new vibrant kitchen layout for 2015, we are pleased to announce the launch of the brand new Sandringham. Built to stand the test of time you can be assured that the same high level of service applies to whichever Regal model you choose".

Nigel Heslington, Managing Director

We are pleased to offer the following range of luxury caravans that have been manufactured at our UK factory based on the south coast.



SYMPHONY

Quality construction and superior specification



AUTOGRAPH

Innovation and design, in perfect harmony



SANDRINGHAM

Combining modern living with innovative ideas



KENSINGTON

Contemporary living at the forefront of the build process



HENLEY

With a distinct modern style all of its own



REGENCY

Imaginative, refreshing with plenty of space for relaxing





Regal

HOLIDAY HOMES

Whether you are purchasing your first holiday home or upgrading from an existing holiday home, we recognise that for many people the purchase of a holiday home is the realisation of a dream. Light-filled, spacious, modern and vibrant in design, Regal Holiday Home interiors break the boundaries of traditional caravan design. To ensure your peace of mind and help achieve your dream, we aim to ensure that all of our holiday homes are designed and built to an exacting standard of quality without compromise.

All Regal Holiday Homes models are built in accordance with EN1647 as standard. Within our 2015 range we are pleased to offer the option of BS3632 residential specification on the Symphony, Autograph, Sandringham and Kensington. All of our models have been accredited by the National Caravan Council and come with a 2 year warranty.

We recognise that many holiday home owners expect and demand the best in craftsmanship and will not settle for a cheaper alternative. We understand this and recognise that quality must be more than just skin deep but fundamental to the build process. We are delighted that this was recognised in receiving the Caravan Constructor of the Year award for the Symphony range.

It's Your Choice

It's the personal touches that make a holiday home unique. Our holiday homes come in a range of inspiring styles and colours and we have taken great care to choose the individual colours for each holiday home.

However if you can't find exactly what you want, we can also bespoke certain elements for you. For example, you may have found the Regal Holiday Home that you want to buy, but prefer the curtains or wood colour from another model in our range. In these circumstances we offer the opportunity for a customer to change the colours from one range to another. Our bespoke service may incur an extra cost.



TV. not included

SYMPHONY

The Symphony is a magnificent holiday home, blending together style and function, light and space, innovation and design all in perfect harmony

With a new kitchen layout for 2015 the flagship of the Regal range of stylish holiday homes remains the Symphony, available with the option of BS3632 residential specification. As its grand name implies the Symphony is a magnificent holiday home, blending together style, function, light and space.





SYMPHONY



The large kitchen with integral breakfast bar is designed to enjoy the views through the full length windows and the outlook doors at the front of the Symphony are complemented by the double skylights that allow floods of natural light. The well planned fully fitted kitchen is finished with cream high gloss doors, a designer cooker hood and a large American style fridge freezer. The Symphony is ideally suited for entertaining with a separate wine cooler and wine rack.



Bedding set not supplied

The imaginative use of space continues through to the master bedroom with large en-suite and dressing table. Full height windows have been incorporated into the design to optimise the use of natural light.



SYMPHONY FEATURES INCLUDE

Exterior

- Stylish dark grey PVCu double glazing
- French doors to front elevation
- Rigid cream vinyl exterior cladding
- Domestic style black gutters and downpipes combined with a black fascia

Construction

- Twin axle pre-galvanised steel chassis with detachable tow bar
- Pantile roof and vaulted ceiling throughout
- Minimum ceiling height of 7ft, maximum ceiling height of 9ft
- Gas combi central heating system
- 50mm thick studding and 50mm polystyrene insulation in the exterior walls
- Underfloor insulation and lagged pipes

Lounge

- Reclining armchair
- Chrome light switches and sockets
- HDMI TV connection lead
- Ceiling speaker radio system
- Flame effect electric fire
- Pull out occasional sofa bed

Kitchen/Dining area

- Breakfast bar
- Two rooflight windows to dining area
- High quality domestic sized kitchen units and 40mm worktops
- Chrome light switches and sockets
- American style fridge freezer
- Designer cooker hood
- Integrated slimline dishwasher and integrated microwave
- Eye level oven with separate grill
- Wine cooler
- 5 burner hob
- High gloss kitchen cupboard doors and drawer fronts
- Free standing dining table and chairs
- Soft close cupboard doors and drawers
- Ample storage to kitchen
- Pop up multi power supply
- Large window to dining area



Master bedroom

- Generous storage space
- Recessed dressing table
- Lift up bed with storage underneath
- Cream duvet covers and pillow cases
- Luxury mattress
- TV point
- En-suite shower room (2 bed only)

Twin bedroom

- Cream duvet covers and pillow cases
- Luxury mattresses
- TV point
- 2 bed model has 2'6" twin beds to second bedroom

Bathroom

- Fully enclosed shower with sliding glass door

POPULAR OPTIONAL FEATURES

A full list of the optional features can be found on page 44

The most popular options of the Symphony are:

- BS3632 residential specification
- Canexel cladding
- Front window option in lieu of French doors
- Bluetooth ceiling speaker system
- Bath to en-suite, 2 bed only

SYMPHONY RANGE



Symphony 41 x 14 2 Bed



Symphony 41 x 14 3 Bed



Symphony 41 x 14 2 Bed
Bath Option

- Wardrobe
- Cooker
- Fridge Freezer
- Microwave
- Wine Cooler
- Fire
- Boiler W/heater
- Dishwasher
- TV point
- Pop up multi power supply
- POB - Pull out bed



We were delighted that the Symphony model range was recognised for its innovative design and quality of overall build in receiving the Caravan Constructor of the Year award.





AUTOGRAPH

A popular choice for many, the 2015 Autograph is comprehensively equipped bringing together contemporary looks and inspired design, quality construction and superior specification


With a new colour scheme for 2015 the Autograph range continues to combine style and practical living whilst not compromising on comfort and setting high standards in caravan design. The Autograph is available with BS3632 residential specification.



AUTOGRAPH



The beautifully furnished lounge enjoys the benefit of large outlook doors enabling you to bring the outside in. With a stylish central light, a flame effect electric fire, a comfortable 3 seater sofa and armchair, with units finished in a warm oak, the lounge provides a tranquil haven in this welcoming holiday home. The superb kitchen with a skylight window is tastefully finished with a separate eye level oven, integrated microwave and curved glass extractor. A large integrated fridge freezer ensures this holiday home provides a high specification in this truly desirable holiday home.



Bedding set not supplied

The subtle and imaginative use of design and quality finish continues through to the master bedroom, with en-suite.



AUTOGRAPH FEATURES INCLUDE

Exterior

- White PVCu double glazing
- French doors to front elevation
- Rigid cream vinyl exterior cladding
- Domestic style gutters and downpipes

Construction

- Twin axle pre-galvanised steel chassis with detachable tow bar
- Pantile roof and vaulted ceiling throughout
- Minimum ceiling height of 7ft, maximum ceiling height of 9ft
- Gas combi central heating system
- 50mm thick studding and 50mm polystyrene insulation in the exterior walls
- Underfloor insulation and lagged pipes

Lounge

- Luxurious contemporary lounge suite and armchair
- Chrome light switches and sockets
- HDMI TV connection lead
- Flame effect electric fire
- Pull out occasional sofa bed

Kitchen/Dining area

- Skylight to kitchen
- High quality domestic sized kitchen units and 40mm worktops
- Chrome light switches and sockets
- Large integrated fridge freezer
- Recirculating glass cooker hood
- Integrated microwave
- Eye level oven with separate grill
- 4 burner hob
- Soft close cupboard doors and drawers
- Free standing dining table and chairs
- Pop up multi power supply

Master bedroom

- Generous storage space with walk in wardrobe (2 bed only)
- Lift up bed with storage underneath
- Cream duvet covers and pillow cases
- Luxury mattress
- TV point
- En-suite WC



Twin bedroom

- Cream duvet covers and pillow cases
- Luxury mattresses
- TV point
- 2 bed model has 2'6" twin beds to second bedroom

Bathroom

- Fully enclosed shower with sliding glass door

POPULAR OPTIONAL FEATURES

A full list of the optional features can be found on page 44

The most popular options of the Autograph are:

- BS3632 residential specification
- En-suite shower (2 bed only)
- En-suite bath (2 bed only)
- Front window option in lieu of French doors
- Integrated dishwasher

AUTOGRAPH RANGE



Autograph 40 x 13 2Bed



Autograph 40 x 13 3Bed



Optional separate lounge



2 Bed en-suite bath option



2 Bed en-suite shower option

- Wardrobe
- Cooker
- Fridge Freezer
- Microwave
- Fire
- Boiler W/heater
- TV point
- Pop up multi power supply
- POB - Pull out bed



SANDRINGHAM

New for 2015 the Sandringham is refreshing and stylish. It is comprehensively equipped bringing together contemporary looks and inspired design, quality construction and superior specification

The Sandringham range is new for 2015 and benefits from a 13ft wide layout providing room for relaxing in this spacious holiday home. The lounge boasts a 2 seater sofa and 2 armchairs providing plenty of room to relax in and enjoy the panoramic views. The Sandringham is available with the option of BS3632 residential specification.






SANDRINGHAM

The unique layout of the Sandringham includes a separate entrance hall benefiting from a practical storage cupboard, and a large bathroom (with corner shower) which separates the 2 bedrooms (2 bedroom layout only). The hall leads to a striking modern kitchen with an island unit incorporating a breakfast bar.





Bedding set not supplied

The bedrooms continue the contemporary theme, optimising the available space and light whilst complementing this stylish modern holiday home. An optional en-suite shower is available in the 2 bedroom layout.



SANDRINGHAM FEATURES INCLUDE

Exterior

- White PVCu double glazing
- French doors to front elevation
- Aluminium cladding
- Domestic style gutters and downpipes

Construction

- Twin axle pre-galvanised steel chassis with detachable tow bar
- Pantile roof and vaulted ceiling throughout
- Minimum ceiling height of 7ft
- Gas combi central heating system
- 50mm thick studding and 50mm polystyrene insulation in the exterior walls
- Underfloor insulation and lagged pipes

Lounge

- Luxurious contemporary sofa and 2 armchairs
- Chrome light switches and sockets
- HDMI TV connection lead
- Flame effect electric fire
- Pull out occasional sofa bed

Kitchen/Dining area

- High quality domestic sized kitchen units and 40mm worktops
- Chrome light switches and sockets
- Large integrated fridge freezer
- Recirculating glass cooker hood
- Integrated microwave
- Oven with separate grill
- 4 burner hob
- High gloss kitchen cupboard doors and drawer fronts
- Soft close cupboard doors and drawers
- Free standing dining table and chairs
- Island breakfast bar and 2 stools

Master bedroom

- Generous storage space with walk in wardrobe (2 bed only)
- Lift up bed with storage underneath
- Cream duvet covers and pillow cases
- Luxury mattress
- TV point
- En-suite WC



Twin bedroom

- Cream duvet covers and pillow cases
- Luxury mattresses
- TV point
- 2 bed model has 2'6" twin beds to second bedroom

Bathroom

- Spacious shower room with 900mm quadrant shower (2 bed only)

POPULAR OPTIONAL FEATURES

A full list of the optional features can be found on page 44

The most popular options of the Sandringham are:

- BS3632 residential specification
- En-suite shower (2 bed only)
- Front window option in lieu of French doors
- Integrated dishwasher or microwave
- French door in lieu of dinette window
- Bath in lieu of shower (2 bed only)

SANDRINGHAM MODEL RANGE



Sandringham 39 x 13 2Bed



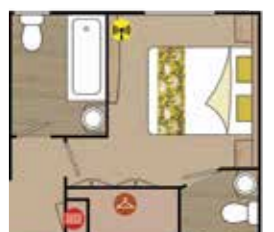
Sandringham 39 x 13 3Bed



Side French Door option



2 Bed En-suite shower option



2 Bed Bath option



- Wardrobe
- Cooker
- Fridge Freezer
- Microwave
- Fire
- Boiler W/heater
- TV point
- POB - Pull out bed



Optional microwave shown

KENSINGTON



The Kensington range has been designed by Regal Holiday Homes with style and contemporary living at the forefront of the build process

The Kensington benefits from a spacious 13ft wide layout providing even greater room for relaxing and enjoying your holiday time and is also offered with the option of BS3632 residential specification if required. Available in both two and three bedroom layouts the Kensington has a spacious feel combining modern living with all the practical detail included. The lounge is in a dark wood finish (optional light wood available) and boasts two fitted sofas that provide plenty of room to kick back and relax. The large feature front window with optional outlook doors is designed to help maximise the external views and light while providing practical access to your outside space.



The kitchen layout has been designed for ease of use with everything to hand including cooker with separate grill, a large integrated fridge freezer and ample storage space. The large breakfast bar area complements the kitchen area and provides even more practical space.



KENSINGTON FEATURES INCLUDE

Exterior

- White PVCu single glazing
- Aluminium cladding
- Domestic style white gutters and downpipes
- Large front windows with panoramic view

Construction

- Twin axle pre-galvanised chassis with detachable tow bar
- Pantile roof and vaulted ceiling throughout
- Minimum ceiling height of 7ft
- 50m thick studding and 50mm polystyrene insulation in the exterior walls
- Underfloor insulation and lagged pipes

Lounge

- HDMI TV connection lead
- Flame effect electric fire
- Ample seating with 2 separate sofas
- Pull out occasional sofa bed

Kitchen/Dining area

- Breakfast bar with 2 stools
- High quality domestic sized kitchen units and 40mm worktops
- Large integrated fridge freezer
- Cooker with separate grill
- Recirculating cooker hood
- Free standing table and chairs



Optional outlook doors shown

Master bedroom

- Walk in wardrobe (2 bed only)
- Dressing table
- Luxury mattress
- TV point
- En-suite WC to all models

Twin bedroom

- Luxury mattresses

POPULAR OPTIONAL FEATURES

A full list of the optional features can be found on page 44

The most popular options of the Kensington are:

- Gas combi boiler central heating
- En-suite shower or bath (2 bed only)
- Integrated dishwasher
- White PVCu double glazing



Bedding set not supplied

The inviting, light and airy master bedroom in the 2 bed model has the option of a shower or bath in the en-suite and the large walk-in wardrobe combined with the dressing table ensures the main bedroom is both pleasing on the eye and practical in its use.



KENSINGTON RANGE



Kensington 38 x 13 2Bed



Kensington 39 x 13 3Bed



2 bed en-suite shower option



2 bed en-suite bath option

- 🚪 Wardrobe
- 🍳 Cooker
- ❄️ Fridge Freezer
- 📺 Microwave
- 🔥 Fire
- 🔧 Boiler W/heater
- 📺 TV point
- 🛏 POB - Pull out bed



HENLEY



The Henley Range has a distinct contemporary style all of its own and represents exceptional value for money

Offered with a choice of two and three bedroom layouts the Henley is finished in a contemporary wood colour with neutral tones, balanced by modern vibrant colours in the living areas. The cleverly designed interior includes a lounge area with plenty of comfortable seating to relax in. The perfectly positioned TV and fire are complemented by the wrap around family seating. The Henley's unique dividing wall separates the lounge and kitchen without taking away the sense of open plan living.

COFFEE
SMELLS
LIKE
FRESH
GROUND
HEAVEN



As you would expect from a Regal Holiday Home the well-planned family sized kitchen is comprehensively equipped with practical sized work surfaces complemented by generous storage units under and over. Appliances include cooker with separate grill and a large integrated fridge freezer as standard. The partial lounge/kitchen divide includes a cleverly designed recessed dinette seat and table which can be combined with the bistro chairs to provide ample seating or when required the table can be tucked away, still leaving seating to enjoy the view out of the large front windows whilst providing additional space in the kitchen. In addition the display cupboard and the entrance coat cupboard provide even more storage.



Optional outlook patio doors shown

HENLEY FEATURES INCLUDE

Exterior

- White PVCU single glazing
- Aluminium cladding
- Domestic style white gutters and downpipes
- Large front windows with panoramic view

Construction

- Single axle steel chassis with detachable tow bar
- Pantile roof and vaulted ceiling throughout
- Minimum ceiling height of 7ft
- 50mm thick studding and 50mm polystyrene insulation in exterior walls
- Underfloor insulation and lagged pipes

Lounge

- Flame effect electric fire
- Pull out occasional sofa bed

Kitchen/Dining area

- High quality domestic sized kitchen units and 40mm worktops
- Large integrated fridge freezer
- Cooker with separate grill
- Recirculating cooker hood
- Dinette seating with bistro chairs

Master bedroom

- Luxury mattress
- En-suite WC (2 bed model only, excludes 30ft)

Twin bedroom

- Luxury mattresses

POPULAR OPTIONAL FEATURES

A full list of the optional features can be found on page 44

The most popular options of the Henley are:

- Gas combi boiler central heating
- Pre-galvanised chassis
- White PVCu double glazing
- Integrated microwave
- Outlook patio doors

The large master bedroom mirrors the contemporary style and is finished in matching colours and textures found throughout the home. The two-bedroom model with large family bathroom, offers an en-suite and ample storage areas in the master bedroom. To complement the Henley range, outlook doors are available as an option ensuring that where front decking is desired, direct access from the lounge is provided.

HENLEY RANGE



Henley 38 x 12 2Bed



Henley 36 x 12 2Bed



Henley 30 x 12 2Bed



Henley 39 x 12 3Bed

- Wardrobe
- Cooker
- Fridge Freezer
- Microwave
- Fire
- Boiler W/heater
- TV point
- POB - Pull out bed



Optional microwave shown

REGENCY

The 2015 Regency features an innovative layout designed to be both practical and comfortable with plenty of space and ample seating for enjoying your time in this beautiful holiday home

With a bright colour scheme throughout the Regency is ideally suited for spending precious time on holiday. Ample seating combined with modern design features mean that the Regency has been built to maximise the living space within this comfortable and affordable holiday home. Providing light and functionality throughout, the Regency has been designed as a practical holiday home with a considerable array of features as standard. The panoramic windows and large seating area in the lounge provide the perfect setting to relax.





REGENCY



Optional microwave shown



This comprehensive range includes both 12ft and 10ft models. The two bedroom 12ft models are available in both 36ft and 30ft lengths. The 10ft models are available in 28ft and 35ft lengths. The kitchen has been thoughtfully designed with domestic sized kitchen units and 40mm worktops providing a practical self contained working space, cleverly integrated within the main living area.



Bedding set not supplied

Well-proportioned bedrooms and large family shower room containing a walk in full height shower, plus generous storage throughout adds to the comprehensive specification of the Regency.



REGENCY FEATURES INCLUDE

Exterior

- Scratch resistant aluminium cladding
- Domestic style gutters and downpipes
- Large front windows with panoramic view

Construction

- Pantile roof and vaulted ceiling throughout
- Minimum ceiling height of 7ft
- 50mm thick studding and 50mm polystyrene insulation in the exterior walls
- Underfloor insulation and lagged pipes
- Six litre water heater

Lounge

- Flame effect electric fire
- Pull out occasional sofa bed

Kitchen/Dining area

- High quality domestic sized kitchen units and 40mm worktops
- Recirculating cooker hood
- Cooker with separate grill
- Free standing dining table and chairs

Master bedroom

- Luxury mattress
- En-suite WC to 2 bed (certain 2 bed models only)

Twin bedroom

- Luxury mattresses
- All 12ft models have 2'3" twin beds

Bathroom

- Fully enclosed shower with sliding glass door

POPULAR OPTIONAL FEATURES

A full list of the optional features can be found on page 44

The most popular options of the Regency are:

- Double glazing and central heating
- Integrated fridge freezer
- Outlook doors to the front (12ft models only)

REGENCY RANGE



Regency 36 x 12 2Bed



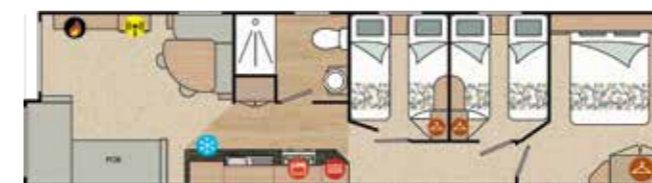
Regency 30 x 12 2Bed



Regency 28 x 10 2Bed



Regency 38 x 12 3Bed



Regency 35 x 10 3Bed

- 👤 Wardrobe
- 🍳 Cooker
- ❄️ Fridge Freezer
- 📺 Microwave
- 🔥 Fire
- 🔧 Boiler W/heater
- 📺 TV point
- 🛏️ POB - Pull out bed

FEATURES AND OPTIONS

Your safety assured

At Regal Holiday Homes we are committed to providing the very best in comfort and safety for our customers. All of our models are designed and built in accordance with British and European standards EN1647 and EN1949 and certified by the National Caravan Council (NCC). Fire extinguisher, smoke and CO detectors are all fitted as standard.



CLADDING

A choice of external cladding is available, including anti-scratch aluminium, rigid vinyl, wood effect Canexel, timber loglap and cedar. See page 45.



PVCu WINDOW SYSTEMS

By providing double glazed windows with a sealed unit depth in line with those found in domestic buildings we believe the insulation properties on our holiday homes are among the best in the industry. Domestic standard PVCu double glazed windows and doors are provided as standard on the Symphony, Autograph and Sandringham models. Single glazed windows are provided as standard on the Kensington, Henley and Regency models with the option of double glazing if required.



APPLIANCES

All current Regal models are fitted with branded appliances where applicable, including: built in gas cookers, modern electric fires and fridge freezers.



THERMOSTATIC SHOWERS

All of our showers are fitted with thermostatic mixer valves as standard for your added safety and to prevent scalding.



GAS FIRED CENTRAL HEATING

Available as an option in the Kensington, Henley and Regency models and standard in the Symphony, Autograph and Sandringham models, central heating provides all round comfort. Our central heating systems contain condensing combination boilers which offer better efficiency, economy and include a specification in line with domestic requirements.



CHASSIS

A pre-galvanised chassis is standard on the Symphony, Autograph, Sandringham and Kensington and is available as an option on the Henley and Regency models.



BS3632 RESIDENTIAL SPECIFICATION

We are pleased to be able to provide the 2 bedroom Symphony, Autograph, Sandringham and Kensington models with the option of BS3632 residential specification.

The enhanced thermal insulation is summarised as follows: Exterior wall thickness is increased. Window insulation is enhanced by the use of Pilkington "K" glass. Sound insulation is also increased as a result of the enhanced BS3632 specification.



ROOF CONSTRUCTION

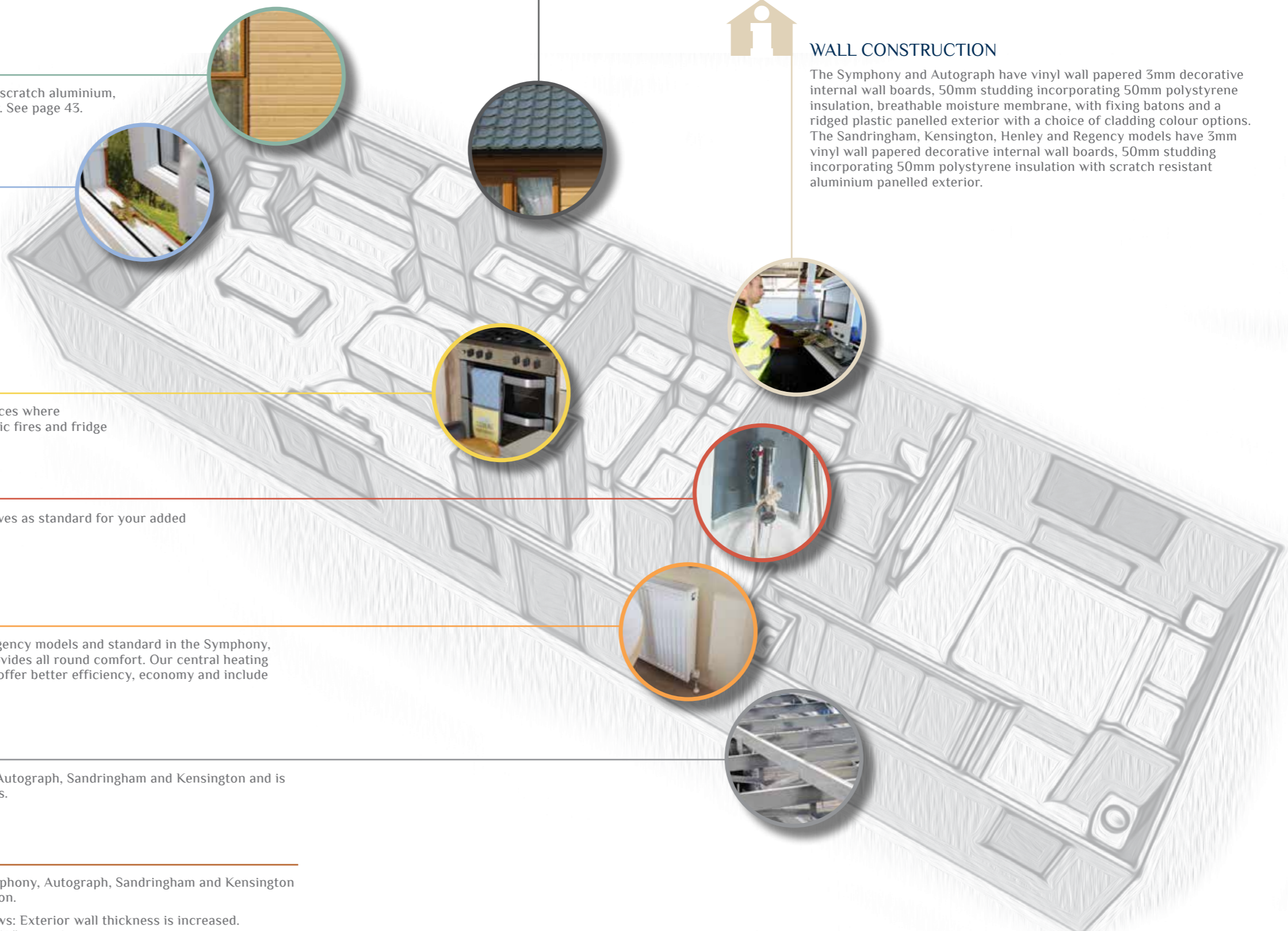
The dual pitch rafter used on all of our roofs has been successfully tested and approved up to a grade D snow loading. Our holiday homes all have a dual pitch rafter with a minimum 100mm fibre insulation, a breathable moisture resistant membrane and Versasteel plastisol tile effect roof sheets.

Much of the strength in our dual pitch roof is derived from the fact that we build all of our roofs in one piece providing extra strength.



WALL CONSTRUCTION

The Symphony and Autograph have vinyl wall papered 3mm decorative internal wall boards, 50mm studding incorporating 50mm polystyrene insulation, breathable moisture membrane, with fixing batons and a ridged plastic panelled exterior with a choice of cladding colour options. The Sandringham, Kensington, Henley and Regency models have 3mm vinyl wall papered decorative internal wall boards, 50mm studding incorporating 50mm polystyrene insulation with scratch resistant aluminium panelled exterior.



FEATURES AND OPTIONS

We are delighted to offer the following features and options

S Standard O Optional X Not available

	Symphony	Autograph	Sandringham	Kensington	Henley	Regency
EXTERIOR	Domestic gutters and downpipes	S	S	S	S	S
	Fully galvanised chassis	S	O	O	O	O
	Pre-galvanised chassis	X	S	S	S	O
	Twin axle (38ft or longer)	S	S	S	S	X
	Aluminium cladding	O	O	S	S	S
	Environmental green cladding	O	O	O	O	O
	Timber or wood effect canexel cladding	O	O	O	O	O
	Rigid vinyl cream cladding	S	S	O	O	O
	Single glazing	X	X	X	S	S
	PVCu double glazing	S	S	S	O	O
	Underfloor insulation and lagged pipes	S	S	S	S	S
	INTERIOR	Gas combi boiler central heating	S	S	S	O
Six litre water heater		X	X	X	S	S
All electric specification		O	O	O	O	O
Panel heaters and heated towel rail		X	X	X	O	O
Domestic style internal doors		S	S	S	S	S
Electric fire		S	S	S	S	S
Pull out occasional sofa bed to lounge		S	S	S	S	S
Free standing dining table and chairs (except 10ft models)		S	S	S	S	O
Fixed dinette seating		X	X	X	X	S
Integrated fridge freezer		S	S	S	S	O
High level oven		S	S	X	X	X
Recirculating cooker hood		S	S	S	S	S
Space saving fold under bed		O	O	O	O	O
Integrated dishwasher		S	O	O	O	X
Integrated microwave		S	S	S	O	O
Plumbing and electric for built in washing machine or dishwasher		S	S	S	S	X
Wine cooler		S	X	X	X	X
5 burner hob		S	X	X	X	X
Ceiling speaker radio system		S	O	O	O	O
Bluetooth ceiling speaker system		O	O	O	O	O
Pop up multi power supply		S	S	X	X	X
HDMI TV connection lead		S	S	S	S	O
Manual rooflight		S	S	X	X	X
Electric rooflight		O	O	X	X	X
Bath (certain 2 bed models only)		O	O	O	O	X
En-suite shower		S	O	O	O	X
BS3632 residential specification		O	O	O	O	X

For your safety Smoke detector, CO detectors, Fire extinguisher and Escape windows are fitted as standard in all models

BED GUIDE

Quality mattress

Given that we spend a third of our lives in bed we believe it is worth investing in quality mattresses. That is why a Regal holiday home comes with a quality mattress as standard.

Lift up bed

Our storage beds offer an innovative solution if you require additional valuable space.

	Symphony		Autograph		Sandringham		Kensington		Henley			Regency					
	41 x 14 2b	41 x 14 3b	40 x 13 2b	40 x 13 3b	39 x 13 2b	39 x 12 3b	38 x 13 2b	38 x 13 3b	38 x 12 2b	36 x 12 2b	30 x 12 2b	39 x 12 3b	28 x 10 2b	35 x 10 3b	30 x 12 2b	36 x 12 2b	38 x 12 3b
Kingsize 5' x 6'3"	✓		✓		✓		✓	✓	✓			✓			✓	✓	
Double 4'6" x 6'3"		✓		✓		✓					✓		✓	✓			✓
Singles 2'6" x 6'	✓		✓		✓												
Singles 2'3" x 6'		✓		✓		✓	✓	✓	✓	✓	✓	✓		✓	✓	✓	✓
Singles 2' x 6'													✓				
Lift-up storage bed	✓	✓	✓	✓	✓	✓	O	O	O	O	O	O	O	O	O	O	O
Space-saving fold under bed	O	O	O	O	O	O	O	O	O	O	O	O	O	O	O	O	O
Occasional pull out sofa bed	✓	✓	✓	✓	✓	✓	✓	✓	✓	✓	✓	✓	✓	✓	✓	✓	✓

✓-Standard O-Optional

EXTERIOR CLADDING



Cream rigid vinyl

Green rigid vinyl

Loglap wood cladding

Environmental Exterior Colour

Canexel cladding



Warranty and after sales service

At Regal Holiday Homes we take great pride in the level of service we offer our customers after they have purchased one of our models, and support this with a warranty cover designed to provide peace of mind.



Two year warranty

Given our reputation within the industry for producing a quality product we offer a two year warranty on all of our holiday homes (excludes appliances which are provided with manufacturer's warranty) from the date you take ownership of your new holiday home, subject to certain terms, conditions and exclusions.

The full details of this warranty can be obtained by contacting our Customer Service team, or by contacting one of our approved distributors.



Six year structural warranty

To provide you with increased peace of mind we offer a further 4 years of warranty cover on specific structural items, subject to certain terms and conditions.

Our warranty covers issues arising from faults and defects during manufacture and excludes issues arising from causes such as wear and tear. Our warranty applies to the first owner of the holiday home.

After sales support

At Regal Holiday Homes we are proud of our reputation for good service and believe in looking after our customers. We believe that a satisfied customer is more likely to purchase another Regal Holiday Home when the time comes to replace their existing holiday home.

Frequently Asked Questions

Where can I find out the external dimensions of each holiday home?

All of our external dimensions are available to view on our web site www.regalholidayhomes.com

How is the caravan transported to the park I have chosen?

The holiday park on which your holiday home will be sited will arrange the transportation of your Regal Holiday Home.

Where can I view a Regal Holiday Home?

The back page of the brochure contains a list of our distributors in the UK. A list of parks where our holiday homes can be viewed is also available on our website.

Is there a restriction on when I can use my caravan?

Usage of a caravan holiday home is determined by the site licence for the park you have chosen. Our caravans are not designed for year round residential use.

Can you supply this model in green exterior colours?

All of our models can be supplied in environmental colour exteriors.

Can I make alterations to my holiday home?

Before any additional equipment is fitted to your holiday home it is imperative that you discuss this with your local dealer/park operator as your warranty may be compromised if additional equipment is fitted incorrectly or without due regard to the structure of the holiday home.

What size TV can I fit?

This is down to the individual TV you pick as they come in so many varying shapes and sizes. In general we suggest using up to 40" in the Symphony and Autograph models and up to 32" in the rest of our models depending on style. In the bedrooms we suggest using up to 22". The brackets must be compatible with the TVs you purchase.

If you have a question not listed above please pick up the phone, email or fax us and we will do our very best to answer any other questions you may have. Alternatively seek advice from your local Regal distributor or holiday park.



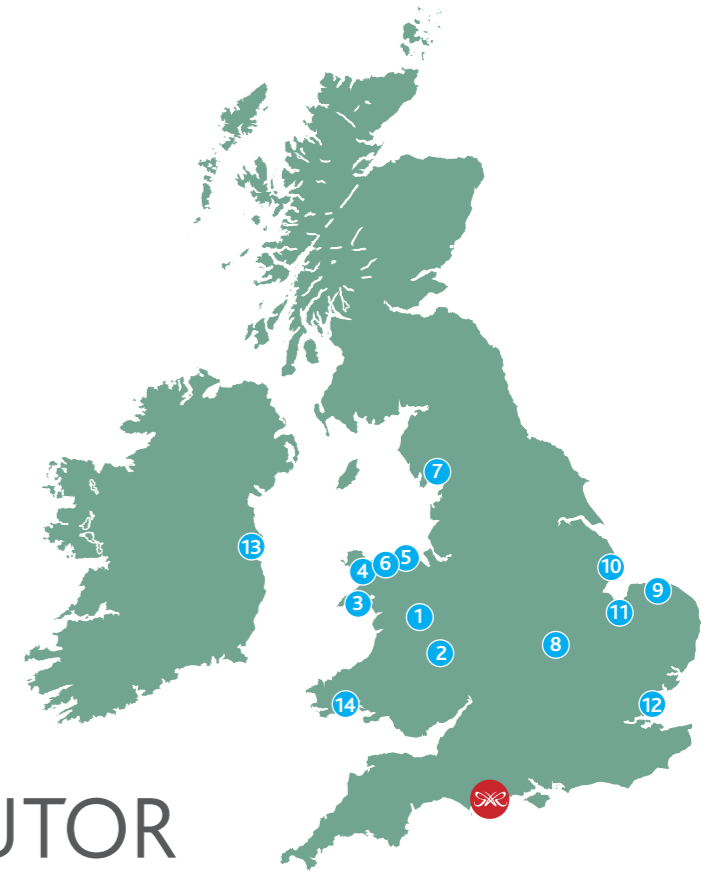
We're committed to reducing our impact on the environment as well as responsible sourcing and manufacturing, helping you to choose a more sustainable lifestyle



The FSC logo identifies the fact that we produce holiday homes that contain wood from responsibly managed forests independently certified in accordance with the rules of the Forest Stewardship Council A.C



Please recycle this brochure when you have finished reading it



VISIT A DISTRIBUTOR

For more information on any of the models featured in this brochure, please contact your nearest Regal Distributor

- 1 **Salop Leisure Ltd**
Emstrey, Shrewsbury
Shropshire SY5 6QS
Tel : 0844 2471840
www.salopleisure.co.uk
- 2 **Salop Leisure Ltd**
Nelson Road,
Sandy Lane Industrial Estate,
Stourport on Severn,
Worcestershire DY13 9QB
Tel: 0844 2471836
www.salopleisure.co.uk
- 3 **Salop Leisure Ltd**
Treowain Enterprise Park,
Machynlleth SY20 8EG
Tel: 0844 2471841
www.salopleisure.co.uk
- 4 **Lloyds Caravan Sales**
Pensarn, Abergale,
Conwy LL22 7PW
Tel: 01745 832050
www.lloyds-caravans.co.uk
- 5 **Lloyds Caravan Sales**
Main Coast Rd,
Talacre, Flintshire
CH8 9JY
Tel: 01745 560224
www.lloyds-caravans.co.uk
- 6 **Roy Kellett Caravan Distributors**
Towyn Road,
Towyn LL22 9NW
Tel: 01745 350043
www.roykellettcaravans.com
- 7 **Lake Coast and Dale Leisure**
Scotland Road, Carnforth
Lancashire LA5 9RF
Tel: 01524 727950
www.lakecoastanddale.co.uk
- 8 **Pioneer Caravans**
Thorney Road, Eye,
Peterborough,
Cambs PE6 7UB
Tel: 01733 222244
www.pioneer-caravans.co.uk
- 9 **Parklands Leisure**
Great Eastern Way,
Wells-Next-The-Sea,
Norfolk NR23 1LY
Tel: 01328 710166
www.parklands-leisure.com
- 10 **Seymours Caravan Sales Ltd**
Royal Oak Caravan Park,
Roman Bank, Skegness
Lincs PE25 1RB
Tel: 01754 764270
www.seymours-caravans.co.uk
- 11 **McDonnell Caravans**
Caravan City, Lynn Road
Gayton, King's Lynn
PE32 1QJ
Tel: 01553 636243/636279
www.mcdonnellcaravans.co.uk
- 12 **Amber Leisure**
Pumphill Showground
St Johns Road, Clacton
Essex CO16 8BS
Tel: 01255 821190
www.amberleisure.com
- 13 **Harry Farrell & Sons Ltd**
Tay Lane, Rathcoole
Dublin, Ireland
Tel: 01458 9410
www.harryfarrellsons.ie
- 14 **Broughton Leisure**
Yerbeston Gate
Narberth, Pembrokeshire
SA68 0NY
Tel: 01834 891444
www.broughtonleisure.co.uk

Regal

HOLIDAY HOMES

VISIT US ONLINE

We recognise that time is precious so we've taken care to ensure you can view all our models online and even locate a distributor or showground near you.

www.regalholidayhomes.com



Tel: 01929 557850

Email: enquiries@regalholidayhomes.co.uk

Regal Holiday Homes Limited,
Sandford Lane, Wareham,
Dorset BH20 4DY
Fax: 01929 553467

 @RegalHolHomes

 /RegalHolidayHomes

